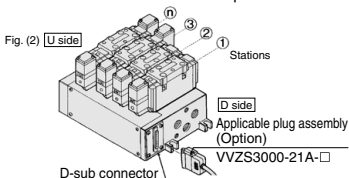


# Type 01F D-sub Connector

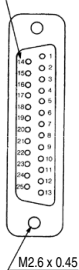
## VFR2000/3000/4000/5000 Series

- MIL standard type D connector (Terminal: 25 pins) has wide exchangeability and saves wiring labor.
- Wire connection specifications  
Lead wire for both solenoid A and B sides in manifold are connected to connector terminal as COM specifications.

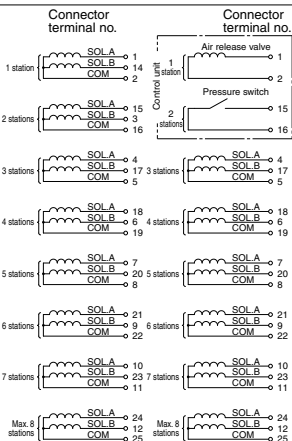


### Manifold internal wiring

Connector terminal no.



\* Except VFR5000



Note 1) Maximum number is 8 stations. Note 2) It is used as +COM and -COM. Note 3) Station numbers are started from D side although connector is mounted on D or U Side.

### Applicable Plug Assembly (Option)

Assembly part no.	Cable length	Component parts
VVZS3000-21A-1	1.5 m	Plug MIL standard type D connector Number of terminals: 25 pins Cable: 25 cores x 0.3 mm <sup>2</sup>
VVZS3000-21A-2	3 m	
VVZS3000-21A-3	5 m	
VVZS3000-21A-4 *	8 m	
VVZS3000-21A-5 *	10 m	
VVZS3000-21A-6 *	15 m	
VVZS3000-21A-7 *	30 m	
VVZS3000-21A-8 *	20 m	

\* Option

### Cable Color List of Each Terminal No.

Terminal no.	1	2	3	4	5	6	7	8	9	10	11	12	
Lead wire color	Black	Brown	Red	Orange	Yellow	Pink	Blue	Purple	Gray	White	White	Yellow	
Dot marking	—	—	—	—	—	—	—	White	Black	Black	Red	Red	
Terminal no.	13	14	15	16	17	18	19	20	21	22	23	24	25
Lead wire color	Orange	Yellow	Pink	Blue	Purple	Gray	Orange	Red	Brown	Pink	Gray	Black	White
Dot marking	Red	Black	Black	White	—	—	Black	White	White	Red	Red	White	—