










Series Variations

Series	Features	Port size	Bowl capacity cm ³	Viscosity of applicable oil cst.(40°C)	Option	Page
Large Flow Lubricator AL800/900 	Individual lubrication	1 1/4 to 2	500 1,000	32	1,000 cm ³ tank Float switch	P.1044
Auto Feed Lube ALF400 to 900 	Auto lubrication function	1/4 to 2	* 1	32	Bracket	P.1047
Auto Feed Tank ALT-5,-9 	With inlet pressure insulation function	AIR 1/4 OIL 3/8	5,000 9,000	32	Float switch	P.1047
D. P. Lube/D.P. Lube Unit ALD600/900,ALDU600/900 	Centralized multi-point lubrication	3/4 to 2	2,000 5,000	32	Bracket Bracket panel (ALDU) Float Switch	P.1052
Booster Lube ALB900 	Centralized multi-point lubrication No pressure differential	1, 2, 3	5,000	32	Float switch	P.1057
Mist Spray Unit LMU100/200 	Intermittent spray	1/4	3,000	2 to 200	Float switch	P.1063
Impulse Lubricator ALIP1000/1100 	Intermittent discharge of small, constant amounts	1/8	160 1,000	2 to 460	160, 1,000 cm ³ tank	P.1068

*1 Refer to the bowl capacity of the auto feed tank.

Liquid Collectors

Series	Collected Fluid	Page	Series	Collected Fluid	Page
Liquid Collector AEP100 	Exhaust pressure type Hydraulic fluid/ Lubricant	P.1073	Liquid Collector HEP500 	Ejector Type Cutting oil/ Grinding oil	P.1075