

# Oval Pad *ZP Series* Mounting Bracket Assembly

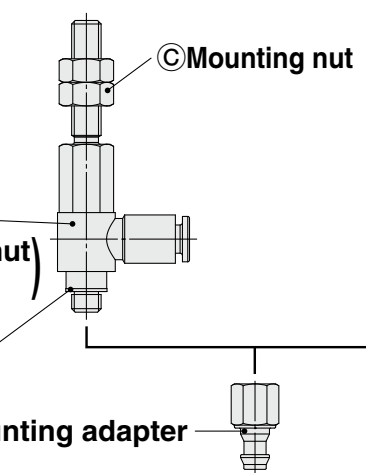
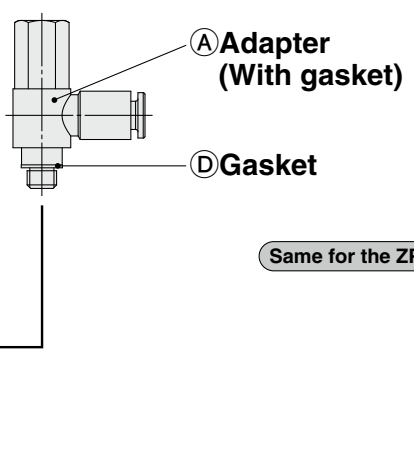
## Adapter Assembly: Vacuum Inlet Direction **Vertical** T Type/ZP□T

Product part no.	
Component parts	<div style="display: flex; justify-content: space-around;"> <div style="text-align: center;"> <p><b>Male thread</b></p> </div> <div style="text-align: center;"> <p><b>Female thread</b></p> </div> </div> <p style="text-align: right; border: 1px solid black; border-radius: 10px; padding: 2px;">Same for the ZP/Basic type</p>

		Symbol	① Pad size symbol		
			2004	3507	4010
② Vacuum inlet	① Adapter	Male thread	M5 x 0.8	<b>A5</b>	ZP□T1-A5
			M6 x 1	<b>A6</b>	ZP□T1-A6
	Female thread	M4 x 0.7	<b>B4</b>	ZP□T1-B4	
		M5 x 0.8	<b>B5</b>	ZP□T1-B5	
③ Gasket (Single unit)	Adapter material	Brass	For M5 x 0.8	10 pcs.*1	ZP-5G2
				100 pcs.*1	M-5G2
		For M6 x 1	10 pcs.*1	ZP-6G2	
			100 pcs.*1	M-6G	
	Stainless steel	For M5 x 0.8	10 pcs.*1	M-5G3	
			For M6 x 1	1 pc.*1	M-6G-X34

\*1 The gasket (single unit) sales unit is shown.

**Adapter Assembly: With One-touch Fitting, Vacuum Inlet Direction** Lateral R Type/ZPR

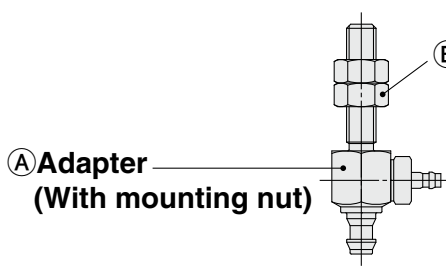
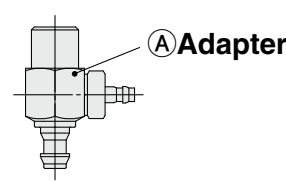
<b>Product part no.</b>	<p style="text-align: center;"><b>ZPR</b> ① <b>U</b> □ - ② - ③</p> <p style="text-align: center;"> <span style="margin-right: 100px;">Pad size</span> <span style="margin-right: 100px;">Pad material</span> <span>Connection thread (Male/Female thread)</span> </p> <p style="text-align: center;"> <span style="margin-right: 100px;">Vacuum inlet (One-touch fitting)</span> </p>
<b>Component parts</b>	<div style="display: flex; justify-content: space-around;"> <div style="text-align: center;"> <p><b>Male thread</b></p>  </div> <div style="text-align: center;"> <p><b>Female thread</b></p>  </div> </div> <p style="text-align: center; margin-top: 20px;">② Pad mounting adapter</p> <p style="text-align: right; margin-top: 20px; border: 1px solid black; border-radius: 10px; padding: 2px;">Same for the ZP/Basic type</p>

		Symbol	① Pad size symbol						
			2004	3507	4010				
<b>① Adapter</b>	<b>② Vacuum inlet</b>	One-touch fitting	ø4	<b>04</b>	<b>③ Connection thread</b>	Male thread	M5 x 0.8	<b>A5</b>	ZPRS-04-A5
						Female thread	M6 x 1	<b>A6</b>	ZPRS-04-A6
	<b>③ Connection thread</b>	One-touch fitting	ø6	<b>06</b>	Male thread	M4 x 0.7	<b>B4</b>	ZPRS-04-B4	
					Female thread	M5 x 0.8	<b>B5</b>	ZPRS-04-B5	
					Male thread	M5 x 0.8	<b>A5</b>	ZPRS-06-A5	
					Female thread	M6 x 1	<b>A6</b>	ZPRS-06-A6	
					Male thread	M4 x 0.7	<b>B4</b>	ZPRS-06-B4	
					Female thread	M5 x 0.8	<b>B5</b>	ZPRS-06-B5	
	<b>② Pad mounting adapter</b>					ZPT1-B5			
	<b>③ Mounting nut (Single unit)</b>			M5 x 0.8		NTJ-015A			
			M6 x 1		SNJ-006C				
<b>④ Gasket (Single unit)</b>			10 pcs.*1		ZP-5G2				
			100 pcs.*1		M-5G2				

\*1 The gasket (single unit) sales unit is shown.

Oval Pad  
Mounting Bracket Assembly **ZP Series**

**Adapter Assembly: With Barb Fitting, Vacuum Inlet Direction** Lateral Y Type/ZPY

<b>Product part no.</b>	<p><b>ZPY</b> ① <b>U</b> □ - ② - ③</p> <p>Pad size ●                      Pad material ●                      Vacuum inlet (Barb fitting) ●                      Connection thread (Male/Female thread) ●</p>
<b>Component parts</b>	<div style="display: flex; justify-content: space-around; align-items: flex-start;"> <div style="text-align: center;"> <p><b>Male thread</b></p>  <p>① Adapter (With mounting nut)</p> </div> <div style="text-align: center;"> <p><b>Female thread</b></p>  <p>① Adapter</p> </div> </div> <p style="text-align: right; border: 1px solid black; border-radius: 10px; padding: 2px; width: fit-content; margin: 0 auto;">Same for the ZP/Basic type</p>

		Symbol			Symbol	① Pad size symbol			
						2004	3507	4010	
① Adapter	② Vacuum inlet Barb fitting	For ø4 nylon tubing	<b>N4</b>	Male thread	M5 x 0.8	<b>A5</b>	<b>ZPY1-N4-A5</b>		
				Female thread	M6 x 1	<b>A6</b>	<b>ZPY1-N4-A6</b>		
			<b>N6</b>	Male thread	M4 x 0.7	<b>B4</b>	<b>ZPY1-N4-B4</b>		
				Female thread	M5 x 0.8	<b>B5</b>	<b>ZPY1-N4-B5</b>		
		For ø6 nylon tubing	<b>N6</b>	Male thread	M5 x 0.8	<b>A5</b>	<b>ZPY1-N6-A5</b>		
				Female thread	M6 x 1	<b>A6</b>	<b>ZPY1-N6-A6</b>		
			<b>U4</b>	Male thread	M4 x 0.7	<b>B4</b>	<b>ZPY1-N6-B4</b>		
				Female thread	M5 x 0.8	<b>B5</b>	<b>ZPY1-N6-B5</b>		
		For ø4 soft tubing	<b>U4</b>	Male thread	M5 x 0.8	<b>A5</b>	<b>ZPY1-U4-A5</b>		
				Female thread	M6 x 1	<b>A6</b>	<b>ZPY1-U4-A6</b>		
			<b>U6</b>	Male thread	M4 x 0.7	<b>B4</b>	<b>ZPY1-U4-B4</b>		
				Female thread	M5 x 0.8	<b>B5</b>	<b>ZPY1-U4-B5</b>		
		For ø6 soft tubing	<b>U6</b>	Male thread	M5 x 0.8	<b>A5</b>	<b>ZPY1-U6-A5</b>		
				Female thread	M6 x 1	<b>A6</b>	<b>ZPY1-U6-A6</b>		
			<b>U6</b>	Male thread	M4 x 0.7	<b>B4</b>	<b>ZPY1-U6-B4</b>		
				Female thread	M5 x 0.8	<b>B5</b>	<b>ZPY1-U6-B5</b>		
② Mounting nut (Single unit)				M5 x 0.8	<b>NTJ-015A</b>				
				M6 x 1	<b>SNJ-006C</b>				

**Buffer Assembly: Vacuum Inlet Direction **Vertical** T Type/ZPT**

<b>Product part no.</b>	<p>ZPT ① U □ (J/K/JN/KN) ② - ③ - A8</p> <p>Pad size Pad material Buffer Specifications J : Rotating JN: Rotating (Without buffer plate) K : Non-rotating KN: Non-rotating (Without buffer plate)</p> <p>Vacuum inlet (Female thread/One-touch fitting/Barb fitting) Buffer stroke</p>	
<b>Component parts</b>		

		Symbol	① Pad size symbol		
			2004	3507	4010
② Buffer stroke	Stroke	6	●	●	●
		10	●	●	●
		15	●	●	●
		25	●	●	●
③ Vacuum inlet	Female thread	M3 x 0.5	B3 ZPB1(J/K/JN/KN)②-B3		
		M5 x 0.8	B5 ZPB1(J/K/JN/KN)②-B5		
	One-touch fitting	ø4	04 ZPB1(J/K/JN/KN)②-04		
		ø6	06 ZPB1(J/K/JN/KN)②-06		
	Barb fitting	For ø4 nylon tubing	N4 ZPB1(J/K/JN/KN)②-N4		
		For ø4 soft tubing	U4 ZPB1(J/K/JN/KN)②-U4		
④ Buffer plate (Single unit)			ZPB1		
⑤ Mounting nut (Single unit)		M8 x 1	RB08J		

[Buffer assembly part number example]

Product part no. ZPT2004UN J 10 - B5 - A8  
 Buffer assembly ZPB1 J 10 - B5  
 ② Buffer stroke

# Oval Pad Mounting Bracket Assembly **ZP Series**

## ■ Buffer Assembly: With One-touch Fitting, Vacuum Inlet Direction **Lateral** R Type/ZPR

<b>Product part no.</b>	<p style="text-align: center;"><b>ZPR</b> ① <b>U</b> □ (J/K/JN/KN) ② - ③ - <b>A8</b></p> <p style="text-align: center;">             Pad size ●              Pad material ●              Buffer Specifications              J : Rotating              JN: Rotating (Without buffer plate)              K : Non-rotating              KN: Non-rotating (Without buffer plate)         </p> <p style="text-align: right;">             Vacuum inlet (One-touch fitting) ●              Buffer stroke ●         </p>
<b>Component parts</b>	

		Symbol	① Pad size symbol		
			2004	3507	4010
<b>② Buffer stroke</b>	Stroke	6	●	●	●
		10	●	●	●
		15	●	●	●
		25	●	●	●
<b>④ Buffer</b>		ZPB1(J/K/JN/KN)②			
<b>③ Buffer connection adapter</b>	<b>③ Vacuum inlet</b> One-touch fitting	ø4	04	ZPRS04-B5	
		ø6	06	ZPRS06-B5	
<b>⑤ Pad mounting adapter</b>		ZPT1-B5			
<b>⑥ Buffer plate (Single unit)</b>		ZPB1			
<b>⑦ Mounting nut (Single unit)</b>		M8 x 1	RB08J		
<b>⑧ Gasket (Single unit)</b>		10 pcs.*1	ZP-5G2		
		100 pcs.*1	M-5G2		

\*1 The gasket (single unit) sales unit is shown.

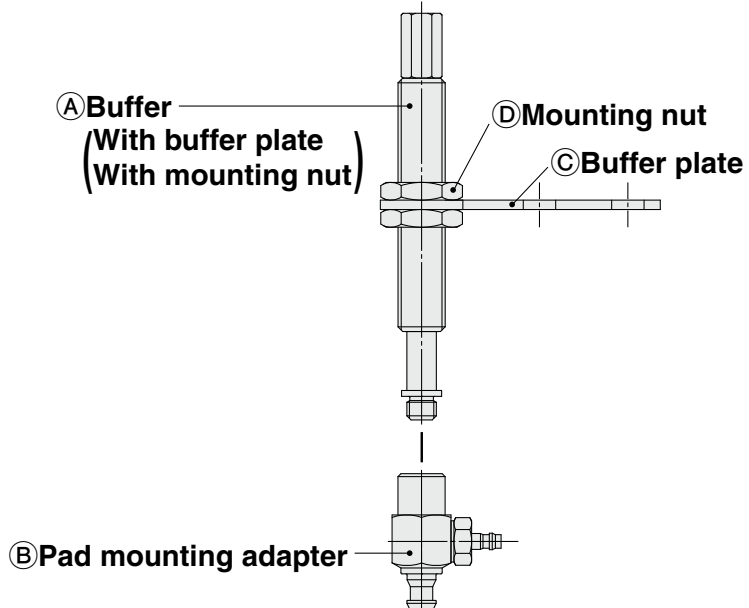
### [Buffer assembly part number example]

Product part no. **ZPR3507UN** **K** **15** - 04 - A8

Buffer assembly **ZPB1** **K** **15**

② Buffer stroke

**Buffer Assembly: With Barb Fitting, Vacuum Inlet Direction** Lateral Y Type/ZPY

<b>Product part no.</b>	<p>ZPY ① U □ (J/K/JN/KN) ② - ③ - A8</p> <p>● Pad size</p> <p>● Pad material</p> <p>● Buffer Specifications  <b>J</b> : Rotating  <b>JN</b>: Rotating (Without buffer plate)  <b>K</b> : Non-rotating  <b>KN</b>: Non-rotating (Without buffer plate)</p> <p>● Vacuum inlet (Barb fitting)</p> <p>● Buffer stroke</p>
<b>Component parts</b>	 <p>① Buffer (With buffer plate / With mounting nut)</p> <p>② Mounting nut</p> <p>③ Buffer plate</p> <p>④ Pad mounting adapter</p> <p style="border: 1px solid black; border-radius: 10px; padding: 2px; display: inline-block;">Same for the ZP/Basic type</p>

		Symbol	① Pad size symbol		
			2004	3507	4010
<b>② Buffer stroke</b>	Stroke	6	●	●	●
		10	●	●	●
		15	●	●	●
		25	●	●	●
<b>③ Buffer</b>		ZPB1(J/K/JN/KN)②			
<b>④ Pad mounting adapter</b>	<b>⑤ Vacuum inlet</b> Barb fitting	For ø4 nylon tubing	<b>N4</b>	ZPY1-N4-B5	
		For ø6 nylon tubing	<b>N6</b>	ZPY1-N6-B5	
		For ø4 soft tubing	<b>U4</b>	ZPY1-U4-B5	
		For ø6 soft tubing	<b>U6</b>	ZPY1-U6-B5	
<b>⑥ Buffer plate (Single unit)</b>		ZPB1			
<b>⑦ Mounting nut (Single unit)</b>		M8 x 1	RB08J		

**[Buffer assembly part number example]**

Product part no. ZPY4010UF K 10 - 06 - A8

Buffer assembly ZPB1 K 10

② Buffer stroke